

**City of New Braunfels**



**For the Quarter Ended  
September 30, 2021**

### Report Name

---

Certification Page

Executive Summary

Benchmark Comparison

Detail of Security Holdings

Change in Value

Earned Income

Investment Transactions

Amortization and Accretion

Projected Fixed Income Cash Flows

#### MARKET RECAP - SEPTEMBER 2021:

Covid concerns continued to infect Q3 economic growth, although the month of September showed a steady decline in the spread. The 7-day average of new COVID-19 cases actually peaked at 161k on the first day of September before dropping -55% over the course of the month as another 10 million Americans received their first vaccine dose, bringing the total above 210 million, or 65% of the U.S. population. As the virus receded, market focus turned to the mid-month FOMC meeting for indications of when committee members would begin reeling-in some of the Fed's accommodative monetary policy. Chairman Powell told reporters in the post-meeting press conference that QE asset purchases were expected to wind down by mid-2022, and although an official start date has not been set, tapering will almost certainly begin later this year. The FOMC meeting also brought a fresh "dot plot" that was a bit more aggressive in terms of future interest rate increases. Of course, all of this is subject to change depending on labor market and inflation trends.

Non-farm payrolls, tainted by the latest virus wave, rose by just +235k in August, a sharp drop from the million plus pace of the previous two months, leaving payrolls 5.3 million below the pre-pandemic total. At first glance, it might appear those jobs are missing, but in reality, it's the workers that are absent. The July JOLTS survey showed a record 10.9 million available positions, an increase of 4.2 million since the year began. With federal unemployment benefits ending on September 6th for an estimated 11 million Americans, many experts expect open positions will be filled in the upcoming months. These jobseekers will be paying higher prices for food, clothing and transportation as inflationary pressures remained extremely elevated well beyond the "transitory period" Fed officials have widely telegraphed. On a year-over year-basis, headline CPI was up +5.3% in August, down from +5.4% the previous month, while core CPI climbed +4.0% on a year-over-year basis following a +4.3% annual increase in July. The simple fact that the indexes are moving lower may have given investors some comfort, but inflation remains stubbornly near thirty-year highs. Strong consumer demand paired with severely challenged global supply chains indicate higher prices could last well into next year.

The Fed typically cools inflation by ratcheting interest rates higher to slow economic growth, but as monetary stimulus is set to fade, fiscal policy could be on the verge of expanding at an unprecedented pace. A \$1 trillion infrastructure bill that passed the Senate in August did not get a vote in the House as expected on the last day of September, while opposition to a proposed \$3.5 trillion budget reconciliation bill is garnering hostility on both sides of the aisle and an impasse on the debt ceiling adds to the turmoil. At this point, the Democrats will either raise the debt ceiling themselves and face the political consequences in the 2022 midterms or put the U.S. Treasury in the unthinkable position of defaulting on its debt obligations. Either way, politics are likely to drive the markets in October, adding a big dose of volatility and likely nudging a market yields higher.



---

**For the Quarter Ended**  
**September 30, 2021**

This report is prepared for the **City of New Braunfels** (the "Entity") in accordance with Chapter 2256 of the Texas Public Funds Investment Act ("PFIA"). Section 2256.023(a) of the PFIA states that: "Not less than quarterly, the investment officer shall prepare and submit to the governing body of the entity a written report of the investment transactions for all funds covered by this chapter for the preceding reporting period." This report is signed by the Entity's investment officers and includes the disclosures required in the PFIA. To the extent possible, market prices have been obtained from independent pricing sources.

The investment portfolio complied with the PFIA and the Entity's approved Investment Policy and Strategy throughout the period. All investment transactions made in the portfolio during this period were made on behalf of the Entity and were made in full compliance with the PFIA and the approved Investment Policy.

**Officer Names and Titles:**

	
Name: Sandy Paulos	Title: Asst. Chief Financial Officer
	
Name: Jared Werner	Title: Chief Financial Officer

### Account Summary

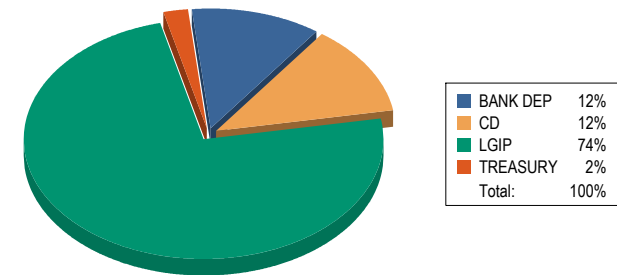
### Allocation by Security Type

Beginning Values as of 06/30/21

Ending Values as of 09/30/21

Par Value	200,248,033.74	222,704,308.56
Market Value	200,236,119.74	222,695,715.06
Book Value	200,235,160.60	222,693,043.66
Unrealized Gain/(Loss)	959.14	2,671.40
<b>Market Value %</b>	<b>100.00%</b>	<b>100.00%</b>

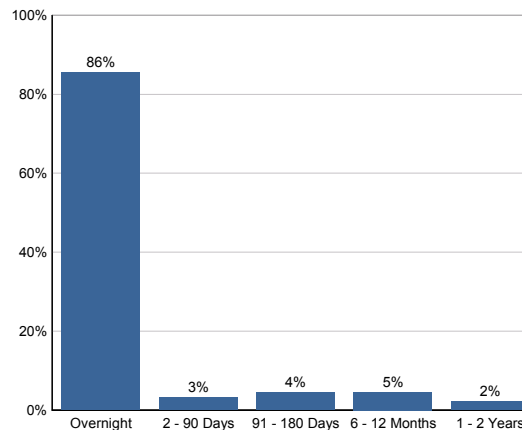
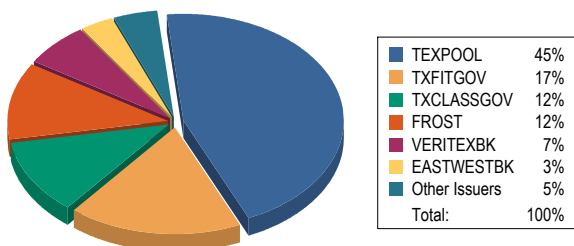
Weighted Avg. YTW	0.048%	0.058%
Weighted Avg. YTM	0.048%	0.058%



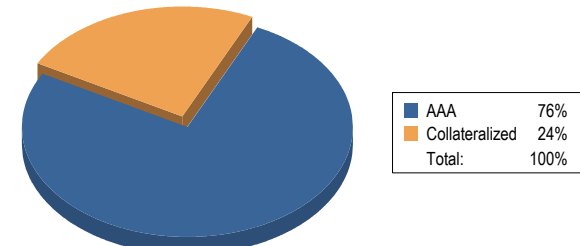
### Allocation by Issuer

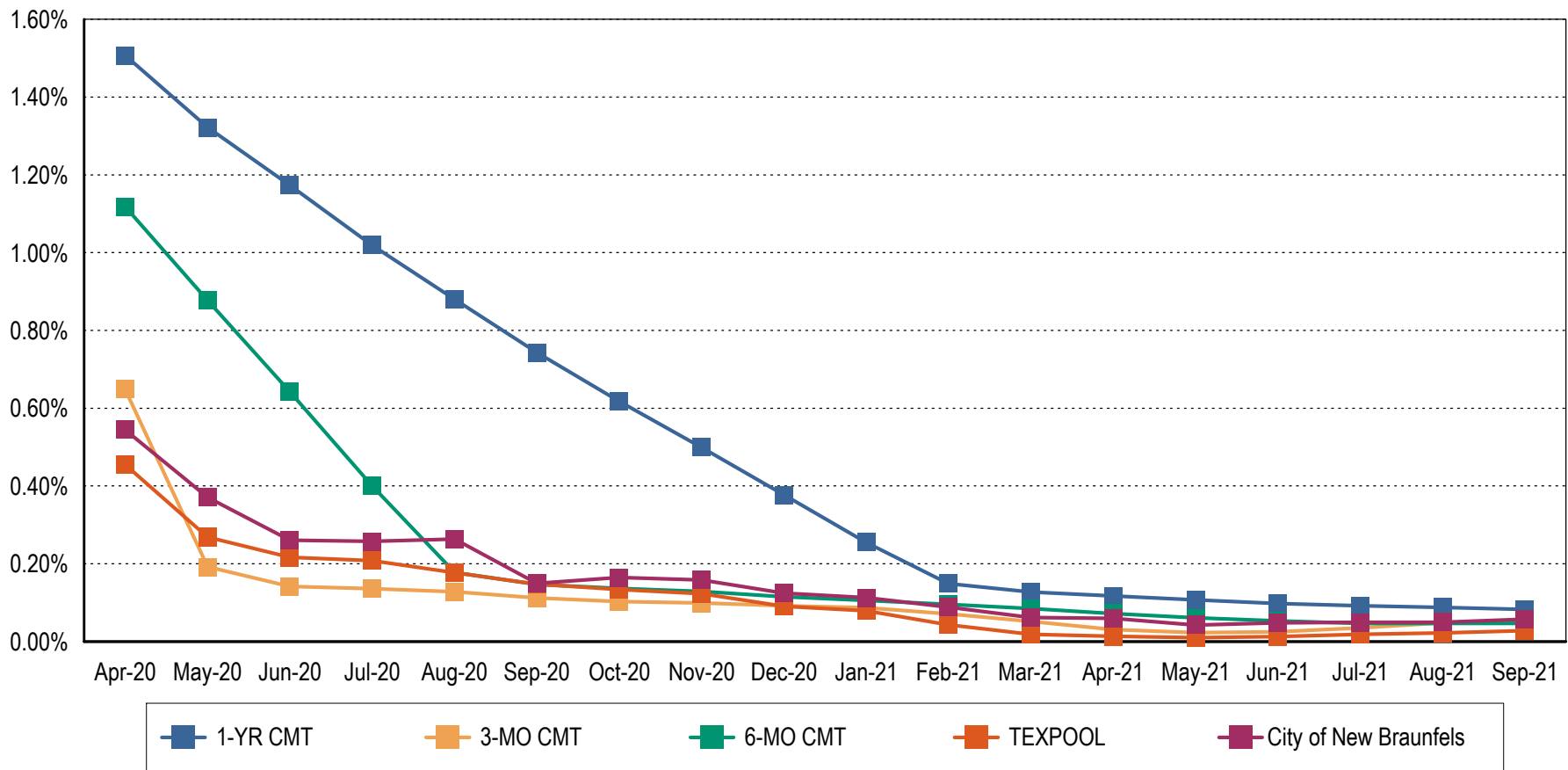
### Maturity Distribution %

### Credit Quality



Weighted Average Days to Maturity: 34





**Note 1:** CMT stands for Constant Maturity Treasury. This data is published in Federal Reserve Statistical Release H.15 and represents an average of all actively traded Treasury securities having that time remaining until maturity. This is a standard industry benchmark for Treasury securities. The CMT benchmarks are moving averages. The 3-month CMT is the daily average for the previous 3 months, the 6-month CMT is the daily average for the previous 6 months, and the 1-year and 2-year CMT's are the daily averages for the previous 12-months.

**Note 2:** Benchmark data for TexPool is the monthly average yield.

CUSIP	Settle Date	Sec. Type	Sec. Description	CPN	Mty Date	Next Call	Call Type	Par Value	Purch Price	Orig Cost	Book Value	Mkt Price	Market Value	Days to Mty	Days to Call	YTM	YTW
<b>101 - General Fund</b>																	
FROST-NBR		BANK DEP	Frost Bk					25,764,951.64	100.000	25,764,951.64	25,764,951.64	100.000	25,764,951.64	1		0.000	0.000
TEXPOOL		LGIP	TexPool					21,760,868.87	100.000	21,760,868.87	21,760,868.87	100.000	21,760,868.87	1		0.028	0.028
CD-1360-1	08/10/21	CD	Veritex Community Bk CD	0.090	05/10/22			5,000,000.00	100.000	5,000,000.00	5,000,000.00	100.000	5,000,000.00	222		0.090	0.090
CD-7730-3	09/13/21	CD	Independent Bk CD	0.300	09/13/22			5,150,570.29	100.000	5,150,570.29	5,150,570.29	100.000	5,150,570.29	348		0.300	0.300
91282CCK5	06/30/21	TREAS NOTE	U.S. Treasury	0.125	06/30/23			2,500,000.00	99.742	2,493,554.69	2,494,367.55	99.828	2,495,703.25	638		0.254	0.254
<b>Total for 101 - General Fund</b>								<b>60,176,390.80</b>	<b>99.989</b>	<b>60,169,945.49</b>	<b>60,170,758.35</b>	<b>99.993</b>	<b>60,172,094.05</b>	<b>75</b>		<b>0.054</b>	<b>0.054</b>
<b>212 - Economic Development Corp</b>																	
TXCLGOV		LGIP	Texas CLASS Govt					12,371,365.43	100.000	12,371,365.43	12,371,365.43	100.000	12,371,365.43	1		0.021	0.021
CD-7984	10/02/20	CD	East West Bk CD	0.300	10/04/21			5,013,744.87	100.000	5,013,744.87	5,013,744.87	100.000	5,013,744.87	4		0.300	0.300
91282CCK5	06/30/21	TREAS NOTE	U.S. Treasury	0.125	06/30/23			2,500,000.00	99.742	2,493,554.69	2,494,367.55	99.828	2,495,703.25	638		0.254	0.254
<b>Total for 212 - Economic Development Corp</b>								<b>19,885,110.30</b>	<b>99.968</b>	<b>19,878,664.99</b>	<b>19,879,477.85</b>	<b>99.978</b>	<b>19,880,813.55</b>	<b>82</b>		<b>0.121</b>	<b>0.121</b>
<b>220 - Grand Fund</b>																	
TXFITGOV		LGIP	Texas FIT Govt Pool					5,497,940.29	100.000	5,497,940.29	5,497,940.29	100.000	5,497,940.29	1		0.060	0.060
<b>Total for 220 - Grand Fund</b>								<b>5,497,940.29</b>	<b>100.000</b>	<b>5,497,940.29</b>	<b>5,497,940.29</b>	<b>100.000</b>	<b>5,497,940.29</b>	<b>1</b>		<b>0.060</b>	<b>0.060</b>
<b>359 - 2019 Bond Fund</b>																	
TXFITGOV		LGIP	Texas FIT Govt Pool					30,000,463.59	100.000	30,000,463.59	30,000,463.59	100.000	30,000,463.59	1		0.060	0.060
CD-7984	10/02/20	CD	East West Bk CD	0.300	10/04/21			2,005,497.94	100.000	2,005,497.94	2,005,497.94	100.000	2,005,497.94	4		0.298	0.298
CD-1361	02/10/21	CD	Veritex Community Bk CD	0.180	02/10/22			10,008,928.02	100.000	10,008,928.02	10,008,928.02	100.000	10,008,928.02	133		0.180	0.180
<b>Total for 359 - 2019 Bond Fund</b>								<b>42,014,889.55</b>	<b>100.000</b>	<b>42,014,889.55</b>	<b>42,014,889.55</b>	<b>100.000</b>	<b>42,014,889.55</b>	<b>33</b>		<b>0.100</b>	<b>0.100</b>

CUSIP	Settle Date	Sec. Type	Sec. Description	CPN	Mty Date	Next Call	Call Type	Par Value	Purch Price	Orig Cost	Book Value	Mkt Price	Market Value	Days to Mty	Days to Call	YTM	YTW
<b>361 - 2023 Bond Fund</b>																	
TXFITGOV		LGIP	Texas FIT Govt Pool					3,000,041.39	100.000	3,000,041.39	3,000,041.39	100.000	3,000,041.39	1		0.060	0.060
<b>Total for 361 - 2023 Bond Fund</b>								<b>3,000,041.39</b>	<b>100.000</b>	<b>3,000,041.39</b>	<b>3,000,041.39</b>	<b>100.000</b>	<b>3,000,041.39</b>	<b>1</b>		<b>0.060</b>	<b>0.060</b>
<b>999 - Pooled Funds</b>																	
TEXPOOL		LGIP	TexPool					78,675,566.63	100.000	78,675,566.63	78,675,566.63	100.000	78,675,566.63	1		0.028	0.028
TXCLGOV		LGIP	Texas CLASS Govt					13,454,369.60	100.000	13,454,369.60	13,454,369.60	100.000	13,454,369.60	1		0.021	0.021
<b>Total for 999 - Pooled Funds</b>								<b>92,129,936.23</b>	<b>100.000</b>	<b>92,129,936.23</b>	<b>92,129,936.23</b>	<b>100.000</b>	<b>92,129,936.23</b>	<b>1</b>		<b>0.027</b>	<b>0.027</b>
<b>Total for City of New Braunfels</b>								<b>222,704,308.56</b>	<b>99.994</b>	<b>222,691,417.94</b>	<b>222,693,043.66</b>	<b>99.996</b>	<b>222,695,715.06</b>	<b>34</b>		<b>0.058</b>	<b>0.058</b>

CUSIP	Security Type	Security Description	06/30/21 Book Value	Cost of Purchases	Maturities / Calls / Sales	Amortization / Accretion	Realized Gain/(Loss)	09/30/21 Book Value	06/30/21 Market Value	09/30/21 Market Value	Change in Mkt Value
<b>101 - General Fund</b>											
FROST-NBR	BANK DEP	Frost Bk	18,879,907.20	6,885,044.44	0.00	0.00	0.00	25,764,951.64	18,879,907.20	25,764,951.64	6,885,044.44
TEXPOOL	LGIP	TexPool	4,259,792.47	28,000,510.09	(10,499,433.69)	0.00	0.00	21,760,868.87	4,259,792.47	21,760,868.87	17,501,076.40
CD-1360	CD	Veritex Community Bk CD 0.090 08/10/21	5,001,097.26	0.00	(5,001,097.26)	0.00	0.00	0.00	5,001,097.26	0.00	(5,001,097.26)
CD-7730-2	CD	Independent Bk CD 0.200 09/13/21	5,147,975.15	0.00	(5,147,975.15)	0.00	0.00	0.00	5,147,975.15	0.00	(5,147,975.15)
CD-1360-1	CD	Veritex Community Bk CD 0.090 05/10/22	0.00	5,000,000.00	0.00	0.00	0.00	5,000,000.00	0.00	5,000,000.00	5,000,000.00
CD-7730-3	CD	Independent Bk CD 0.300 09/13/22	0.00	5,150,570.29	0.00	0.00	0.00	5,150,570.29	0.00	5,150,570.29	5,150,570.29
91282CCK5	TREAS NOTE	U.S. Treasury 0.125 06/30/23	2,493,563.43	0.00	0.00	804.12	0.00	2,494,367.55	2,494,043.00	2,495,703.25	1,660.25
<b>Total for 101 - General Fund</b>			<b>35,782,335.51</b>	<b>45,036,124.82</b>	<b>(20,648,506.10)</b>	<b>804.12</b>	<b>0.00</b>	<b>60,170,758.35</b>	<b>35,782,815.08</b>	<b>60,172,094.05</b>	<b>24,389,278.97</b>
<b>212 - Economic Development Corp</b>											
TEXPOOL	LGIP	TexPool	0.00	0.00	0.00	0.00	0.00	0.00	0.00	0.00	0.00
TXCLASS	LGIP	Texas CLASS	0.00	0.00	0.00	0.00	0.00	0.00	0.00	0.00	0.00
TXCLGOV	LGIP	Texas CLASS Govt	12,370,777.90	587.53	0.00	0.00	0.00	12,371,365.43	12,370,777.90	12,371,365.43	587.53
CD-7984	CD	East West Bk CD 0.300 10/04/21	5,011,190.57	2,554.30	0.00	0.00	0.00	5,013,744.87	5,011,190.57	5,013,744.87	2,554.30
91282CCK5	TREAS NOTE	U.S. Treasury 0.125 06/30/23	2,493,563.43	0.00	0.00	804.12	0.00	2,494,367.55	2,494,043.00	2,495,703.25	1,660.25
<b>Total for 212 - Economic Development Corp</b>			<b>19,875,531.90</b>	<b>3,141.83</b>	<b>0.00</b>	<b>804.12</b>	<b>0.00</b>	<b>19,879,477.85</b>	<b>19,876,011.47</b>	<b>19,880,813.55</b>	<b>4,802.08</b>
<b>220 - Grand Fund</b>											
TXFITGOV	LGIP	Texas FIT Govt Pool	0.00	5,497,940.31	0.00	0.00	0.00	5,497,940.29	0.00	5,497,940.29	5,497,940.29
<b>Total for 220 - Grand Fund</b>			<b>0.00</b>	<b>5,497,940.31</b>	<b>0.00</b>	<b>0.00</b>	<b>0.00</b>	<b>5,497,940.29</b>	<b>0.00</b>	<b>5,497,940.29</b>	<b>5,497,940.29</b>
<b>359 - 2019 Bond Fund</b>											
TXFITGOV	LGIP	Texas FIT Govt Pool	0.00	30,000,463.61	0.00	0.00	0.00	30,000,463.59	0.00	30,000,463.59	30,000,463.59
CD-7984	CD	East West Bk CD 0.300 10/04/21	0.00	2,005,497.94	0.00	0.00	0.00	2,005,497.94	0.00	2,005,497.94	2,005,497.94
CD-1361	CD	Veritex Community Bk CD 0.180 02/10/22	10,004,389.04	4,538.98	0.00	0.00	0.00	10,008,928.02	10,004,389.04	10,008,928.02	4,538.98
<b>Total for 359 - 2019 Bond Fund</b>			<b>10,004,389.04</b>	<b>32,010,500.53</b>	<b>0.00</b>	<b>0.00</b>	<b>0.00</b>	<b>42,014,889.55</b>	<b>10,004,389.04</b>	<b>42,014,889.55</b>	<b>32,010,500.51</b>



CUSIP	Security Type	Security Description	06/30/21 Book Value	Cost of Purchases	Maturities / Calls / Sales	Amortization / Accretion	Realized Gain/(Loss)	09/30/21 Book Value	06/30/21 Market Value	09/30/21 Market Value	Change in Mkt Value
<b>360 - 2020 CO Bond Fund</b>											
CD-1360	CD	Veritex Community Bk CD 0.090 08/10/21	5,001,097.26	0.00	(5,001,097.26)	0.00	0.00	0.00	5,001,097.26	0.00	(5,001,097.26)
<b>Total for 360 - 2020 CO Bond Fund</b>			<b>5,001,097.26</b>	<b>0.00</b>	<b>(5,001,097.26)</b>	<b>0.00</b>	<b>0.00</b>	<b>0.00</b>	<b>5,001,097.26</b>	<b>0.00</b>	<b>(5,001,097.26)</b>
<b>361 - 2023 Bond Fund</b>											
TXFITGOV	LGIP	Texas FIT Govt Pool	0.00	3,000,041.41	0.00	0.00	0.00	3,000,041.39	0.00	3,000,041.39	3,000,041.39
<b>Total for 361 - 2023 Bond Fund</b>			<b>0.00</b>	<b>3,000,041.41</b>	<b>0.00</b>	<b>0.00</b>	<b>0.00</b>	<b>3,000,041.39</b>	<b>0.00</b>	<b>3,000,041.39</b>	<b>3,000,041.39</b>
<b>999 - Pooled Funds</b>											
TEXPOOL	LGIP	TexPool	109,343,408.06	3,555.73	(30,671,397.16)	0.00	0.00	78,675,566.63	109,343,408.06	78,675,566.63	(30,667,841.43)
TXCLASS	LGIP	Texas CLASS	0.00	0.00	0.00	0.00	0.00	0.00	0.00	0.00	0.00
TXCLGOV	LGIP	Texas CLASS Govt	18,223,922.60	411.26	(4,769,964.26)	0.00	0.00	13,454,369.60	18,223,922.60	13,454,369.60	(4,769,553.00)
CD-7984	CD	East West Bk CD 0.300 10/04/21	2,004,476.23	510.79	(2,004,987.02)	0.00	0.00	0.00	2,004,476.23	0.00	(2,004,476.23)
<b>Total for 999 - Pooled Funds</b>			<b>129,571,806.89</b>	<b>4,477.78</b>	<b>(37,446,348.44)</b>	<b>0.00</b>	<b>0.00</b>	<b>92,129,936.23</b>	<b>129,571,806.89</b>	<b>92,129,936.23</b>	<b>(37,441,870.66)</b>
<b>Total for City of New Braunfels</b>			<b>200,235,160.60</b>	<b>85,552,226.68</b>	<b>(63,095,951.80)</b>	<b>1,608.24</b>	<b>0.00</b>	<b>222,693,043.66</b>	<b>200,236,119.74</b>	<b>222,695,715.06</b>	<b>22,459,595.32</b>

CUSIP	Security Type	Security Description	Beg. Accrued	Interest Earned	Interest Rec'd / Sold / Matured	Interest Purchased	Ending Accrued	Disc Accr / Prem Amort	Net Income
<b>101 - General Fund</b>									
FROST-NBR	BANK DEP	Frost Bk	0.00	548.09	548.09	0.00	0.00	0.00	548.09
TEXPOOL	LGIP	TexPool	0.00	1,076.40	1,076.40	0.00	0.00	0.00	1,076.40
CD-1360	CD	Veritex Community Bk CD 0.090 08/10/21	641.24	493.26	1,134.50	0.00	0.00	0.00	493.26
CD-7730-2	CD	Independent Bk CD 0.200 09/13/21	507.75	2,087.39	2,595.14	0.00	0.00	0.00	2,087.39
CD-1360-1	CD	Veritex Community Bk CD 0.090 05/10/22	0.00	641.10	0.00	0.00	641.10	0.00	641.10
CD-7730-3	CD	Independent Bk CD 0.300 09/13/22	0.00	762.00	0.00	0.00	762.00	0.00	762.00
91282CCK5	TREAS NOTE	U.S. Treasury 0.125 06/30/23	8.49	781.25	0.00	0.00	789.74	804.12	1,585.37
<b>Total for 101 - General Fund</b>			<b>1,157.48</b>	<b>6,389.49</b>	<b>5,354.13</b>	<b>0.00</b>	<b>2,192.84</b>	<b>804.12</b>	<b>7,193.61</b>
<b>212 - Economic Development Corp</b>									
TXCLGOV	LGIP	Texas CLASS Govt	0.00	587.53	587.53	0.00	0.00	0.00	587.53
CD-7984	CD	East West Bk CD 0.300 10/04/21	41.19	3,807.44	2,554.30	0.00	1,294.33	0.00	3,807.44
91282CCK5	TREAS NOTE	U.S. Treasury 0.125 06/30/23	8.49	781.25	0.00	0.00	789.74	804.12	1,585.37
<b>Total for 212 - Economic Development Corp</b>			<b>49.68</b>	<b>5,176.22</b>	<b>3,141.83</b>	<b>0.00</b>	<b>2,084.07</b>	<b>804.12</b>	<b>5,980.34</b>
<b>220 - Grand Fund</b>									
TXFITGOV	LGIP	Texas FIT Govt Pool	0.00	283.29	283.29	0.00	0.00	0.00	283.29
<b>Total for 220 - Grand Fund</b>			<b>0.00</b>	<b>283.29</b>	<b>283.29</b>	<b>0.00</b>	<b>0.00</b>	<b>0.00</b>	<b>283.29</b>
<b>359 - 2019 Bond Fund</b>									
TXFITGOV	LGIP	Texas FIT Govt Pool	0.00	463.59	463.59	0.00	0.00	0.00	463.59
CD-7984	CD	East West Bk CD 0.300 10/04/21	0.00	1,522.96	1,021.71	(16.48)	517.73	0.00	1,522.96
CD-1361	CD	Veritex Community Bk CD 0.180 02/10/22	2,565.51	4,540.14	4,538.98	0.00	2,566.67	0.00	4,540.14
<b>Total for 359 - 2019 Bond Fund</b>			<b>2,565.51</b>	<b>6,526.69</b>	<b>6,024.28</b>	<b>(16.48)</b>	<b>3,084.40</b>	<b>0.00</b>	<b>6,526.69</b>

CUSIP	Security Type	Security Description	Beg. Accrued	Interest Earned	Interest Rec'd / Sold / Matured	Interest Purchased	Ending Accrued	Disc Accr / Prem Amort	Net Income
<b>360 - 2020 CO Bond Fund</b>									
CD-1360	CD	Veritex Community Bk CD 0.090 08/10/21	641.24	493.25	1,134.49	0.00	0.00	0.00	493.25
<b>Total for 360 - 2020 CO Bond Fund</b>			<b>641.24</b>	<b>493.25</b>	<b>1,134.49</b>	<b>0.00</b>	<b>0.00</b>	<b>0.00</b>	<b>493.25</b>
<b>361 - 2023 Bond Fund</b>									
TXFITGOV	LGIP	Texas FIT Govt Pool	0.00	41.39	41.39	0.00	0.00	0.00	41.39
<b>Total for 361 - 2023 Bond Fund</b>			<b>0.00</b>	<b>41.39</b>	<b>41.39</b>	<b>0.00</b>	<b>0.00</b>	<b>0.00</b>	<b>41.39</b>
<b>999 - Pooled Funds</b>									
TEXPOOL	LGIP	TexPool	0.00	5,158.57	5,158.57	0.00	0.00	0.00	5,158.57
TXCLGOV	LGIP	Texas CLASS Govt	0.00	697.33	697.33	0.00	0.00	0.00	697.33
CD-7984	CD	East West Bk CD 0.300 10/04/21	16.48	0.00	16.48	0.00	0.00	0.00	0.00
<b>Total for 999 - Pooled Funds</b>			<b>16.48</b>	<b>5,855.90</b>	<b>5,872.38</b>	<b>0.00</b>	<b>0.00</b>	<b>0.00</b>	<b>5,855.90</b>
<b>Total for City of New Braunfels</b>			<b>4,430.39</b>	<b>24,766.23</b>	<b>21,851.79</b>	<b>(16.48)</b>	<b>7,361.31</b>	<b>1,608.24</b>	<b>26,374.47</b>

Trade Date	Settle Date	CUSIP	Security Type	Security Description	Coupon	Mty Date	Call Date	Par Value	Price	Principal Amount	Int Purchased / Received	Total Amount	Realized Gain / Loss	YTM	YTW
<b>101 - General Fund</b>															
<b>Maturities</b>															
08/10/21	08/10/21	CD-1360	CD	Veritex Community Bk CD	0.090	08/10/21		5,001,097.26	100.000	5,001,097.26	0.00	5,001,097.26		0.090	
09/13/21	09/13/21	CD-7730-2	CD	Independent Bk CD	0.200	09/13/21		5,147,975.15	100.000	5,147,975.15	0.00	5,147,975.15		0.200	
<b>Total for: Maturities</b>								<b>10,149,072.41</b>		<b>10,149,072.41</b>	<b>0.00</b>	<b>10,149,072.41</b>		<b>0.146</b>	
<b>Purchases</b>															
08/10/21	08/10/21	CD-1360-1	CD	Veritex Community Bk CD	0.090	05/10/22		5,000,000.00	100.000	5,000,000.00	0.00	5,000,000.00		0.090	0.090
09/13/21	09/13/21	CD-7730-3	CD	Independent Bk CD	0.300	09/13/22		5,150,570.29	100.000	5,150,570.29	0.00	5,150,570.29		0.300	0.300
<b>Total for: Purchases</b>								<b>10,150,570.29</b>		<b>10,150,570.29</b>	<b>0.00</b>	<b>10,150,570.29</b>		<b>0.197</b>	<b>0.197</b>
<b>Income Payments</b>															
08/10/21	08/10/21	CD-1360	CD	Veritex Community Bk CD	0.090	08/10/21				0.00	1,134.50	1,134.50			
09/13/21	09/13/21	CD-7730-2	CD	Independent Bk CD	0.200	09/13/21				0.00	2,595.14	2,595.14			
<b>Total for: Income Payments</b>										<b>0.00</b>	<b>3,729.64</b>	<b>3,729.64</b>			
<b>212 - Economic Development Corp</b>															
<b>Income Payments</b>															
07/31/21	07/31/21	CD-7984	CD	East West Bk CD	0.300	10/04/21				0.00	1,276.99	1,276.99			
08/31/21	08/31/21	CD-7984	CD	East West Bk CD	0.300	10/04/21				0.00	1,277.31	1,277.31			
<b>Total for: Income Payments</b>										<b>0.00</b>	<b>2,554.30</b>	<b>2,554.30</b>			
<b>Capitalized Interest</b>															
07/31/21	07/31/21	CD-7984	CD	East West Bk CD	0.300	10/04/21		1,276.99	100.000	1,276.99	0.00	1,276.99			
08/31/21	08/31/21	CD-7984	CD	East West Bk CD	0.300	10/04/21		1,277.31	100.000	1,277.31	0.00	1,277.31			
<b>Total for: Capitalized Interest</b>								<b>2,554.30</b>		<b>2,554.30</b>	<b>0.00</b>	<b>2,554.30</b>			

Trade Date	Settle Date	CUSIP	Security Type	Security Description	Coupon	Mty Date	Call Date	Par Value	Price	Principal Amount	Int Purchased / Received	Total Amount	Realized Gain / Loss	YTM	YTW
<b>359 - 2019 Bond Fund</b>															
<b>Income Payments</b>															
07/31/21	07/31/21	CD-7984	CD	East West Bk CD	0.300	10/04/21				0.00	510.79	510.79			
08/10/21	08/10/21	CD-1361	CD	Veritex Community Bk CD	0.180	02/10/22				0.00	4,538.98	4,538.98			
08/31/21	08/31/21	CD-7984	CD	East West Bk CD	0.300	10/04/21				0.00	510.92	510.92			
<b>Total for: Income Payments</b>										<b>0.00</b>	<b>5,560.69</b>	<b>5,560.69</b>			
<b>Capitalized Interest</b>															
08/10/21	08/10/21	CD-1361	CD	Veritex Community Bk CD	0.180	02/10/22		4,538.98	100.000	4,538.98	0.00	4,538.98			
08/31/21	08/31/21	CD-7984	CD	East West Bk CD	0.300	10/04/21		510.92	100.000	510.92	0.00	510.92			
<b>Total for: Capitalized Interest</b>								<b>5,049.90</b>		<b>5,049.90</b>	<b>0.00</b>	<b>5,049.90</b>			
<b>TSFR IN</b>															
07/01/21	07/01/21	CD-7984	CD	East West Bk CD	0.300	10/04/21		2,004,987.02	100.000	2,004,987.02	16.48	2,005,003.50		0.298	
<b>Total for: TSFR IN</b>								<b>2,004,987.02</b>		<b>2,004,987.02</b>	<b>16.48</b>	<b>2,005,003.50</b>		<b>0.298</b>	
<b>360 - 2020 CO Bond Fund</b>															
<b>Maturities</b>															
08/10/21	08/10/21	CD-1360	CD	Veritex Community Bk CD	0.090	08/10/21		5,001,097.26	100.000	5,001,097.26	0.00	5,001,097.26		0.090	
<b>Total for: Maturities</b>								<b>5,001,097.26</b>		<b>5,001,097.26</b>	<b>0.00</b>	<b>5,001,097.26</b>		<b>0.090</b>	
<b>Income Payments</b>															
08/10/21	08/10/21	CD-1360	CD	Veritex Community Bk CD	0.090	08/10/21				0.00	1,134.49	1,134.49			
<b>Total for: Income Payments</b>										<b>0.00</b>	<b>1,134.49</b>	<b>1,134.49</b>			

Trade Date	Settle Date	CUSIP	Security Type	Security Description	Coupon	Mty Date	Call Date	Par Value	Price	Principal Amount	Int Purchased / Received	Total Amount	Realized Gain / Loss	YTM	YTW
<b>999 - Pooled Funds</b>															
<b>Income Payments</b>															
07/31/21	07/31/21	CD-7984	CD	East West Bk CD	0.300	10/04/21				0.00	510.79	510.79			
07/31/21	07/31/21	CD-7984	CD	East West Bk CD	0.300	10/04/21				0.00	(510.79)	(510.79)			
<b>Total for: Income Payments</b>										<b>0.00</b>	<b>0.00</b>	<b>0.00</b>			
<b>Capitalized Interest</b>															
07/31/21	07/31/21	CD-7984	CD	East West Bk CD	0.300	10/04/21		510.79	100.000	510.79	0.00	510.79			
<b>Total for: Capitalized Interest</b>								<b>510.79</b>		<b>510.79</b>	<b>0.00</b>	<b>510.79</b>			
<b>TSFR OUT</b>															
07/01/21	07/01/21	CD-7984	CD	East West Bk CD	0.300	10/04/21		2,004,987.02	100.000	2,004,987.02	16.48	2,005,003.50		0.300	
<b>Total for: TSFR OUT</b>								<b>2,004,987.02</b>		<b>2,004,987.02</b>	<b>16.48</b>	<b>2,005,003.50</b>		<b>0.300</b>	

Trade Date	Settle Date	CUSIP	Security Type	Security Description	Coupon	Mty Date	Call Date	Par Value	Price	Principal Amount	Int Purchased / Received	Total Amount	Realized Gain / Loss	YTM	YTW
------------	-------------	-------	---------------	----------------------	--------	----------	-----------	-----------	-------	------------------	--------------------------	--------------	----------------------	-----	-----

**Total for All Portfolios**

Transaction Type	Quantity	Total Amount	Realized G/L	YTM	YTW
Total Maturities	15,150,169.67	15,150,169.67		0.127	
Total Purchases	10,150,570.29	10,150,570.29		0.197	0.197
Total Income Payments	0.00	12,979.12			
Total Capitalized Interest	8,114.99	8,114.99			
Total TSFR IN	2,004,987.02	2,005,003.50		0.298	
Total TSFR OUT	2,004,987.02	2,005,003.50		0.300	

CUSIP	Settle Date	Security Type	Security Description	Next Call Date	Purchase Qty	Orig Price	Original Cost	Amrt/Accr for Period	Total Amrt/Accr Since Purch	Remaining Disc / Prem	Book Value
<b>101 - General Fund</b>											
CD-1360	02/10/21	CD	Veritex Community Bk CD 0.090 08/10/21		0.00	100.000	0.00	0.00	0.00	0.00	0.00
CD-7730-2	03/13/21	CD	Independent Bk CD 0.200 09/13/21		0.00	100.000	0.00	0.00	0.00	0.00	0.00
CD-1360-1	08/10/21	CD	Veritex Community Bk CD 0.090 05/10/22		5,000,000.00	100.000	5,000,000.00	0.00	0.00	0.00	5,000,000.00
CD-7730-3	09/13/21	CD	Independent Bk CD 0.300 09/13/22		5,150,570.29	100.000	5,150,570.29	0.00	0.00	0.00	5,150,570.29
91282CCK5	06/30/21	TREAS NOTE	U.S. Treasury 0.125 06/30/23		2,500,000.00	99.742	2,493,554.69	804.12	812.86	5,632.45	2,494,367.55
<b>Total for 101 - General Fund</b>					<b>12,650,570.29</b>		<b>12,644,124.98</b>	<b>804.12</b>	<b>812.86</b>	<b>5,632.45</b>	<b>12,644,937.84</b>
<b>212 - Economic Development Corp</b>											
CD-7984	10/02/20	CD	East West Bk CD 0.300 10/04/21		5,013,744.87	100.000	5,013,744.87	0.00	0.00	0.00	5,013,744.87
91282CCK5	06/30/21	TREAS NOTE	U.S. Treasury 0.125 06/30/23		2,500,000.00	99.742	2,493,554.69	804.12	812.86	5,632.45	2,494,367.55
<b>Total for 212 - Economic Development Corp</b>					<b>7,513,744.87</b>		<b>7,507,299.56</b>	<b>804.12</b>	<b>812.86</b>	<b>5,632.45</b>	<b>7,508,112.42</b>
<b>359 - 2019 Bond Fund</b>											
CD-7984	10/02/20	CD	East West Bk CD 0.300 10/04/21		2,005,497.94	100.000	2,005,497.94	0.00	0.00	0.00	2,005,497.94
CD-1361	02/10/21	CD	Veritex Community Bk CD 0.180 02/10/22		10,008,928.02	100.000	10,008,928.02	0.00	0.00	0.00	10,008,928.02
<b>Total for 359 - 2019 Bond Fund</b>					<b>12,014,425.96</b>		<b>12,014,425.96</b>	<b>0.00</b>	<b>0.00</b>	<b>0.00</b>	<b>12,014,425.96</b>
<b>360 - 2020 CO Bond Fund</b>											
CD-1360	02/10/21	CD	Veritex Community Bk CD 0.090 08/10/21		0.00	100.000	0.00	0.00	0.00	0.00	0.00
<b>Total for 360 - 2020 CO Bond Fund</b>					<b>0.00</b>		<b>0.00</b>	<b>0.00</b>	<b>0.00</b>	<b>0.00</b>	<b>0.00</b>
<b>999 - Pooled Funds</b>											
CD-7984	10/02/20	CD	East West Bk CD 0.300 10/04/21		0.00	100.000	0.00	0.00	0.00	0.00	0.00
<b>Total for 999 - Pooled Funds</b>					<b>0.00</b>		<b>0.00</b>	<b>0.00</b>	<b>0.00</b>	<b>0.00</b>	<b>0.00</b>



CUSIP	Settle Date	Security Type	Security Description	Next Call Date	Purchase Qty	Orig Price	Original Cost	Amrt/Accr for Period	Total Amrt/Accr Since Purch	Remaining Disc / Prem	Book Value
<hr/>											
<hr/>											
<b>Total for City of New Braunfels</b>					<b>32,178,741.12</b>		<b>32,165,850.50</b>	<b>1,608.24</b>	<b>1,625.72</b>	<b>11,264.90</b>	<b>32,167,476.22</b>

CUSIP	Security Type	Security Description	Pay Date	Interest	Principal	Total Amount
<b>101 - General Fund</b>						
CD-1360-1	CD	Veritex Community Bk CD 0.090 05/10/22	11/10/21	1,125.00	0.00	1,125.00
CD-7730-3	CD	Independent Bk CD 0.300 09/13/22	12/13/21	3,862.92	0.00	3,862.92
91282CCK5	TREAS NOTE	U.S. Treasury 0.125 06/30/23	12/31/21	1,562.50	0.00	1,562.50
CD-1360-1	CD	Veritex Community Bk CD 0.090 05/10/22	02/10/22	1,125.00	0.00	1,125.00
CD-7730-3	CD	Independent Bk CD 0.300 09/13/22	03/13/22	3,862.92	0.00	3,862.92
<b>Total for 101 - General Fund</b>				<b>11,538.34</b>	<b>0.00</b>	<b>11,538.34</b>
<b>212 - Economic Development Corp</b>						
CD-7984	CD	East West Bk CD 0.300 10/04/21	10/04/21	164.83	5,013,744.87	5,013,909.70
91282CCK5	TREAS NOTE	U.S. Treasury 0.125 06/30/23	12/31/21	1,562.50	0.00	1,562.50
<b>Total for 212 - Economic Development Corp</b>				<b>1,727.33</b>	<b>5,013,744.87</b>	<b>5,015,472.20</b>
<b>359 - 2019 Bond Fund</b>						
CD-7984	CD	East West Bk CD 0.300 10/04/21	10/04/21	65.93	2,005,497.94	2,005,563.87
CD-1361	CD	Veritex Community Bk CD 0.180 02/10/22	11/10/21	4,504.01	0.00	4,504.01
CD-1361	CD	Veritex Community Bk CD 0.180 02/10/22	02/10/22	4,504.01	10,008,928.02	10,013,432.03
<b>Total for 359 - 2019 Bond Fund</b>				<b>9,073.95</b>	<b>12,014,425.96</b>	<b>12,023,499.91</b>

CUSIP	Security Type	Security Description	Pay Date	Interest	Principal	Total Amount
-------	---------------	----------------------	----------	----------	-----------	--------------

**Total for All Portfolios**

October 2021	230.76	7,019,242.81	7,019,473.57
November 2021	5,629.01	0.00	5,629.01
December 2021	6,987.92	0.00	6,987.92
February 2022	5,629.01	10,008,928.02	10,014,557.03
March 2022	3,862.92	0.00	3,862.92
<b>Total Projected Cash Flows for City of New Braunfels</b>			
	<b>22,339.62</b>	<b>17,028,170.83</b>	<b>17,050,510.45</b>