



## FINANCE DEPARTMENT

# FY 2023 June Financial Report



August 15, 2023

### Overview

The monthly financial report is directed at providing a snapshot of the General Fund revenues and expenditures, as well as other important financial information, through the month of **June**, with 75% of the fiscal year complete. At the end of June, 76.7% of total payroll for the fiscal year has elapsed and is reflected in the Employee Expenses category of each fund. This report also includes a Vacant Positions Summary as of 7/31/2023, a FY 2023 Funded Resource Request Status Update for Q3, an Economic Data Report, and a report reflecting Roadway Impact Fees and Park Development Fee balances by district.

In the financial graphs, the General Fund revenues are consolidated into major revenue sources such as Property, Sales, and Other Taxes including Franchise Fees. All other General Fund revenue is consolidated for reporting purposes. General Fund expenditures are shown by department and by category.

This financial report and accompanying financial summaries are focused on year-to-date activity. Additional detailed financial information can be found within the City's FY 2023 Operating Budget and Plan of Municipal Services, and the Annual Comprehensive Financial Report. These documents, as well as other financial information produced by the Finance Department, can be found on the City website.

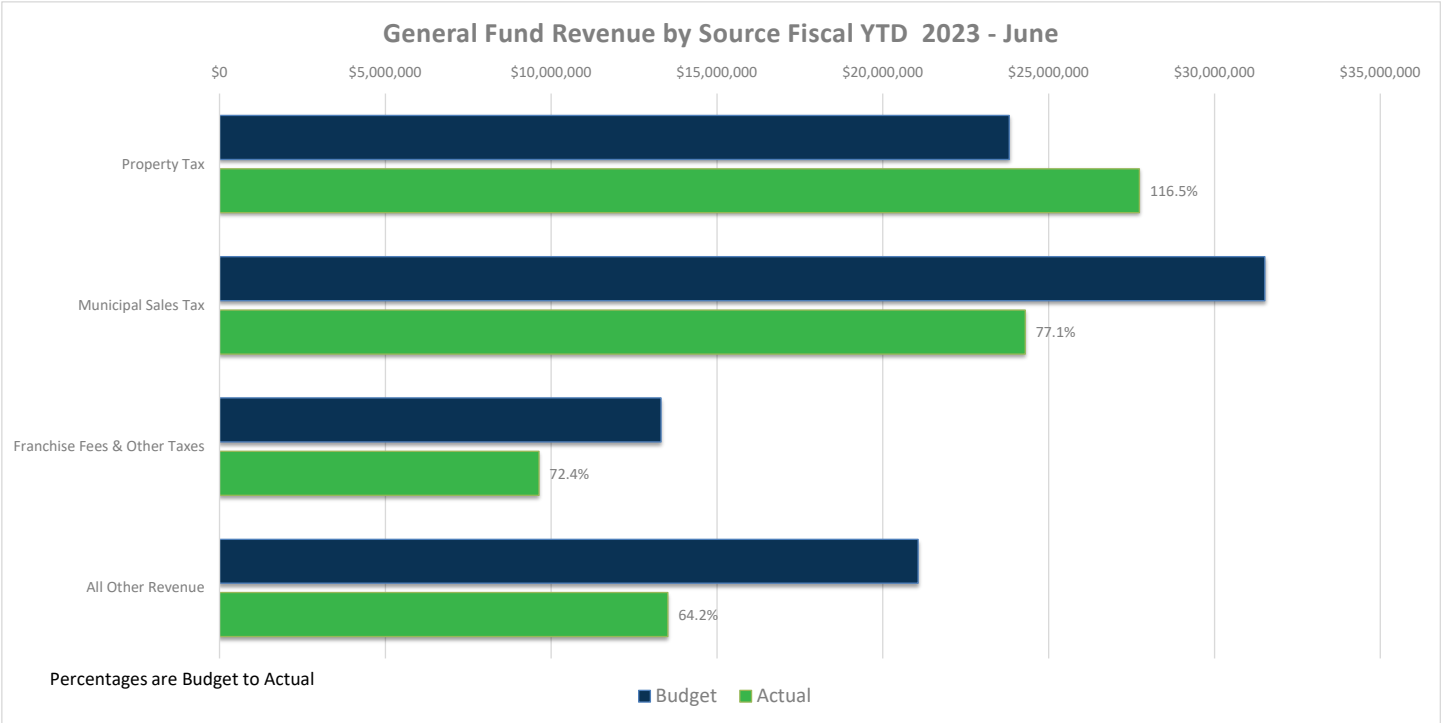
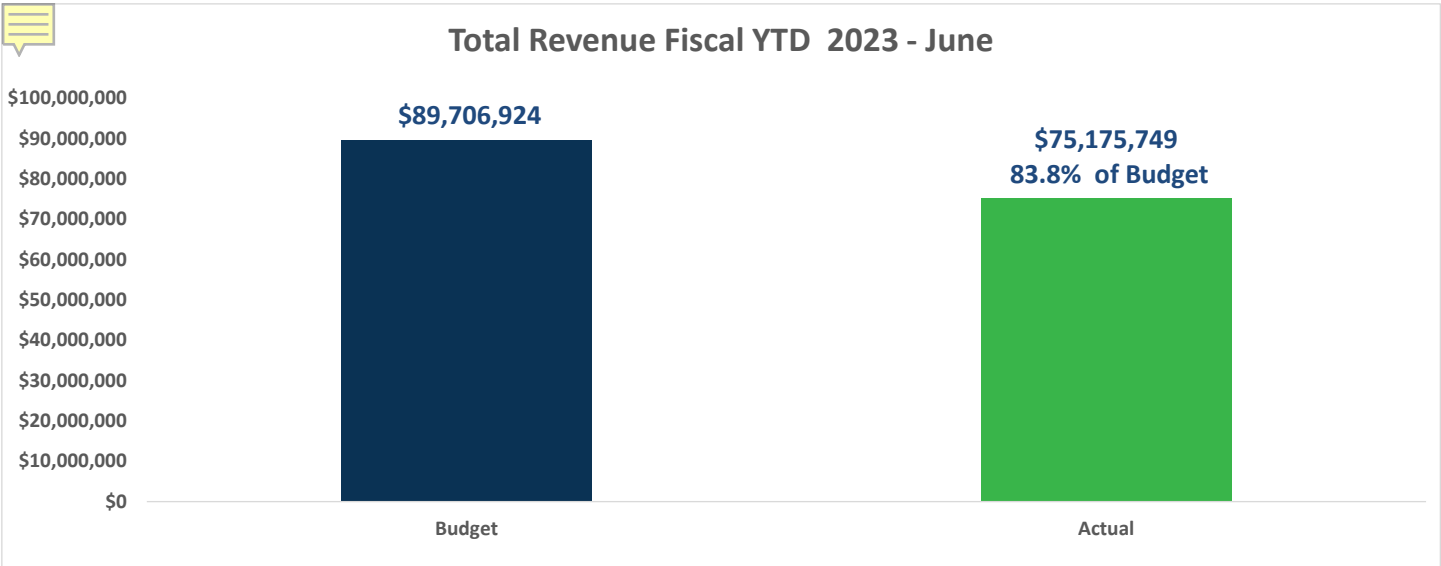


**For more information contact:**

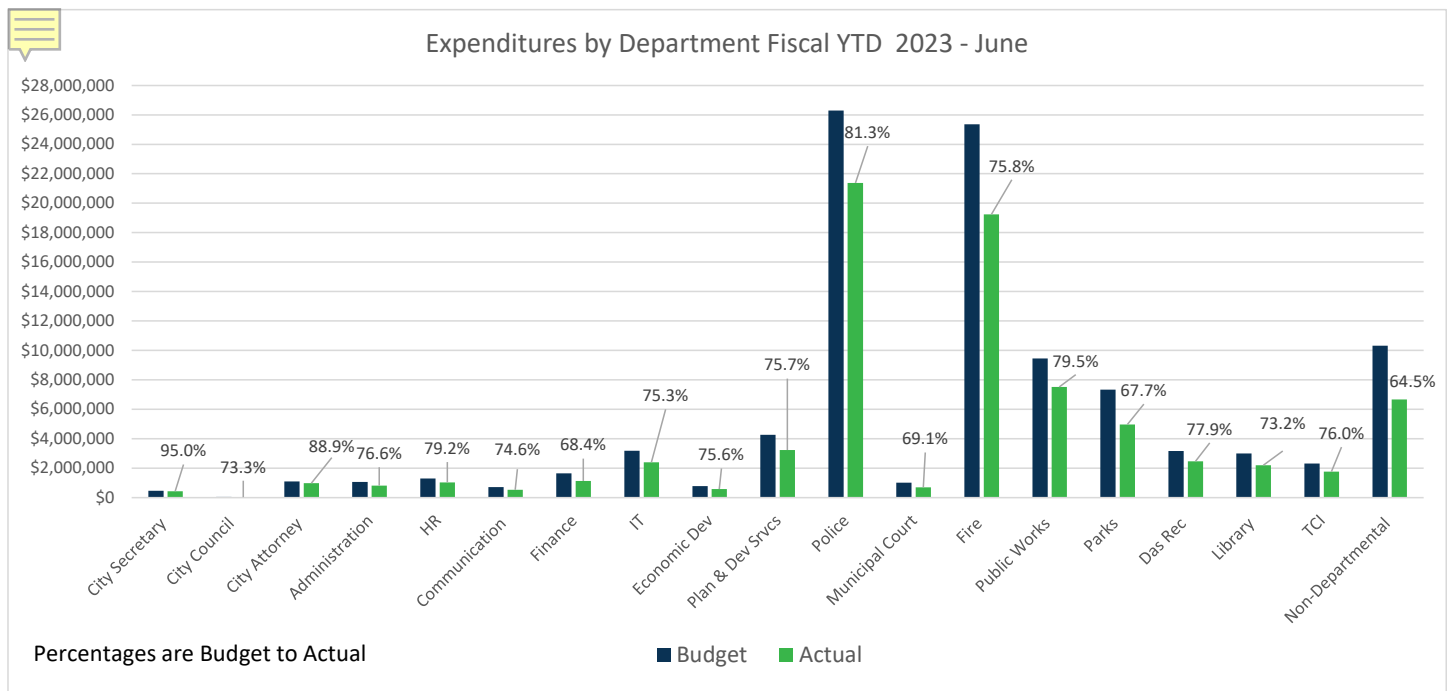
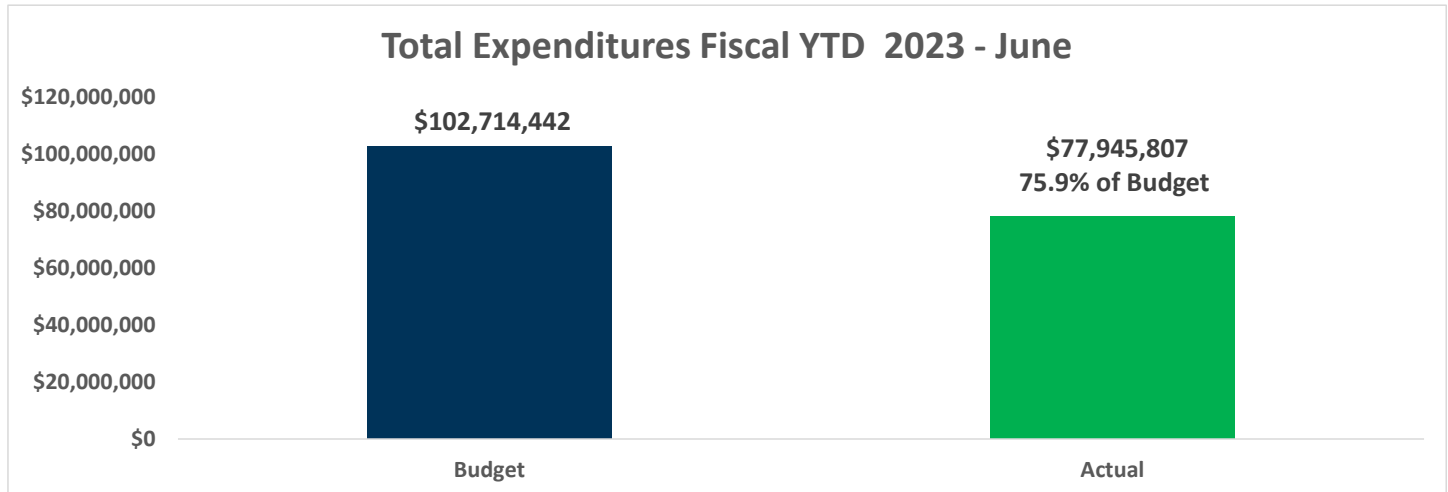
**Sandy Paulos**  
Director of Finance  
[spaulos@newbraunfels.gov](mailto:spaulos@newbraunfels.gov)

**Angie Harris**  
Assistant Director of Finance  
[aharris@newbraunfels.gov](mailto:aharris@newbraunfels.gov)

# General Fund Revenue



# General Fund Expenditures

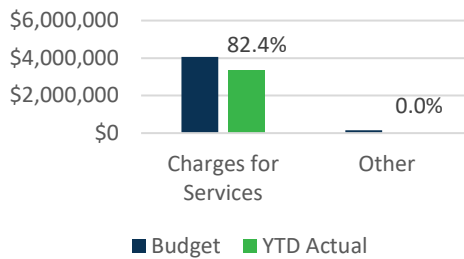


Expenditure Category	Current Total Budget	Period Activity	Expenditures YTD	Encumbrances YTD	Total Fiscal YTD Expenditures & Encumbrances	Fiscal YTD % of Budget
Employee Expenses	\$ 71,050,938	\$ 8,619,697	\$ 50,822,321	\$ 72,767	\$ 50,895,087	71.6%
Operating Expenses	19,350,150	2,179,587	12,525,307	5,592,874	18,118,181	93.6%
Capital Expenses	4,634,444	930,158	2,511,830	2,004,247	4,516,077	97.4%
Debt Service	-	(1,485)	-	17,211	17,211	0.0%
Interfund Transfers	7,478,910	1,429,750	4,399,250	-	4,399,250	58.8%
Contingencies	200,000	-	-	-	-	0.0%
<b>Total</b>	<b>\$ 102,714,442</b>	<b>\$ 13,157,707</b>	<b>\$ 70,258,707</b>	<b>\$ 7,687,100</b>	<b>\$ 77,945,807</b>	<b>75.9%</b>

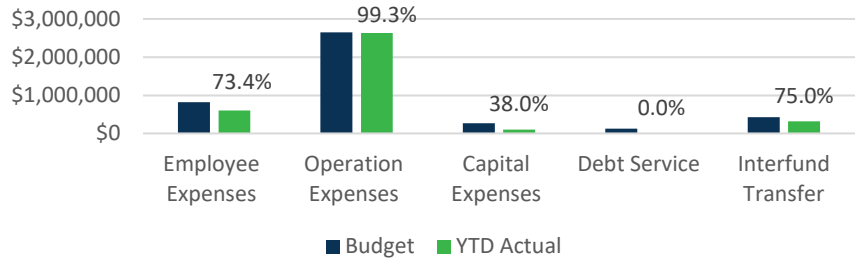
# Enterprise Funds Fiscal YTD 2023 - June



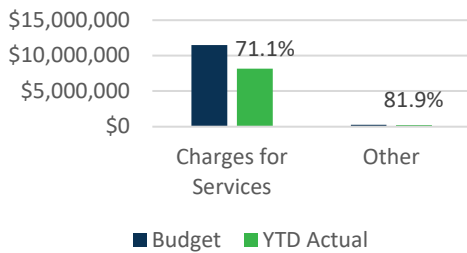
## Airport Revenues



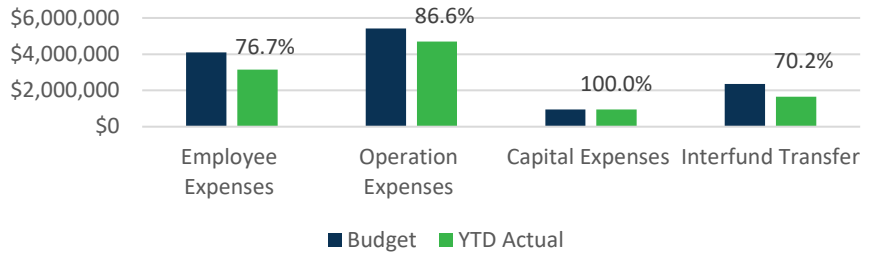
## Airport Expenditures



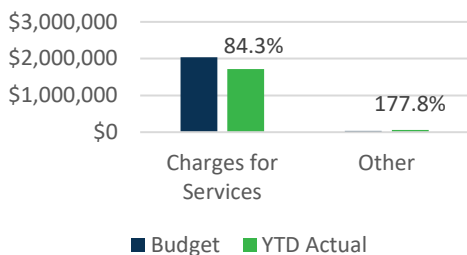
## Solid Waste Revenues



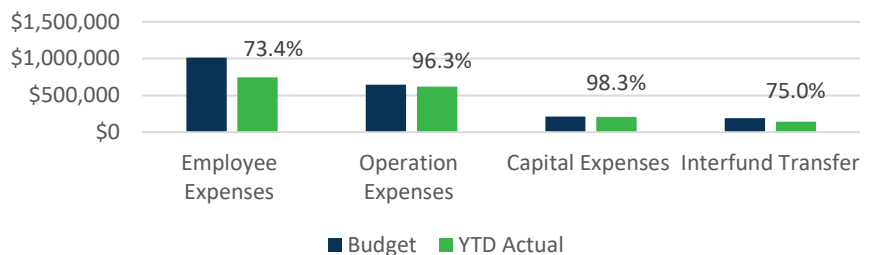
## Solid Waste Expenditures



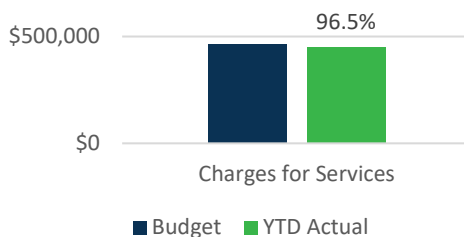
## Golf Course Revenues



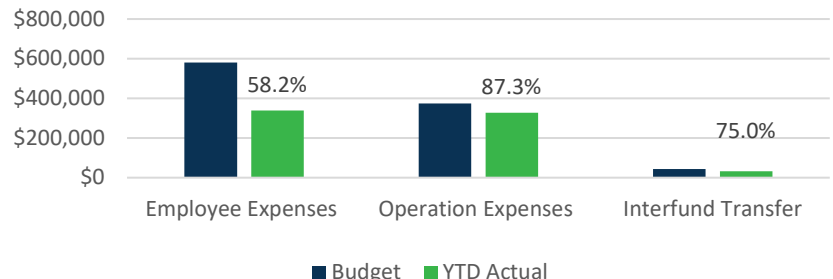
## Golf Course Expenditures



## Civic/Convention Center Revenues




## Civic/Convention Center Expenditures

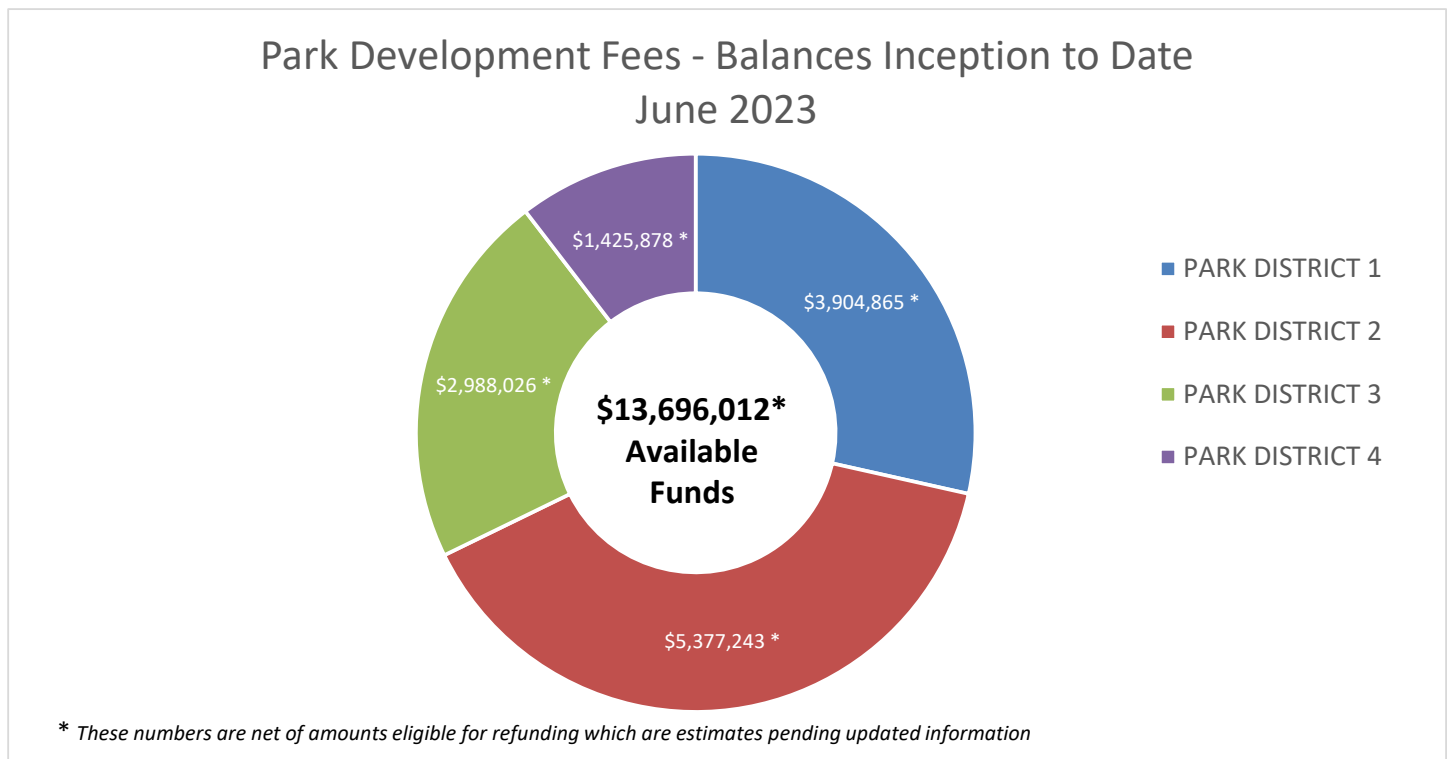


Percentages are Budget to Actual

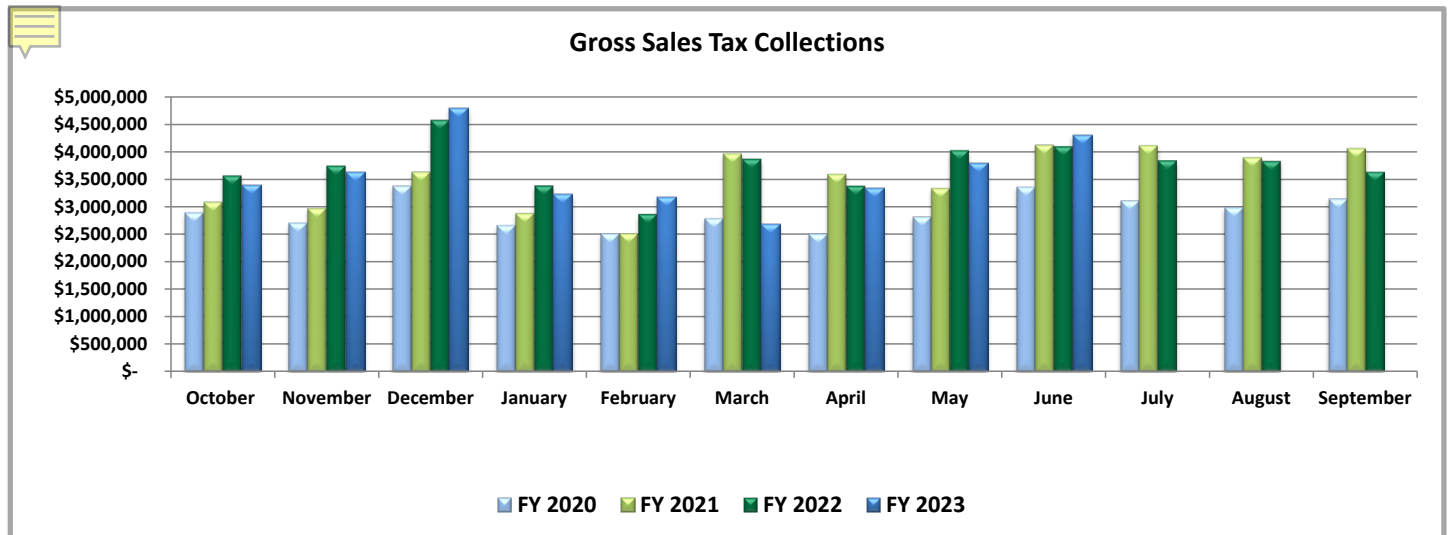
# Roadway Development Impact Fees



# Park Development Fees

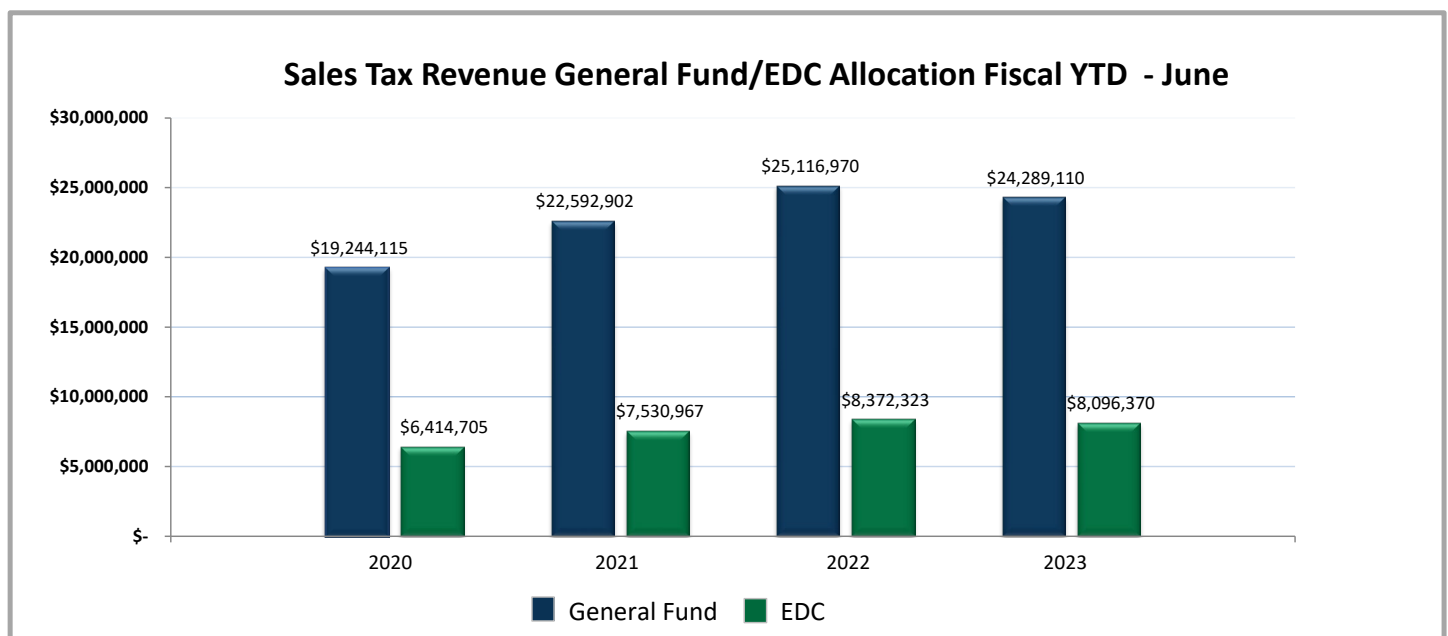


# Economic Data Fiscal YTD 2023 - June

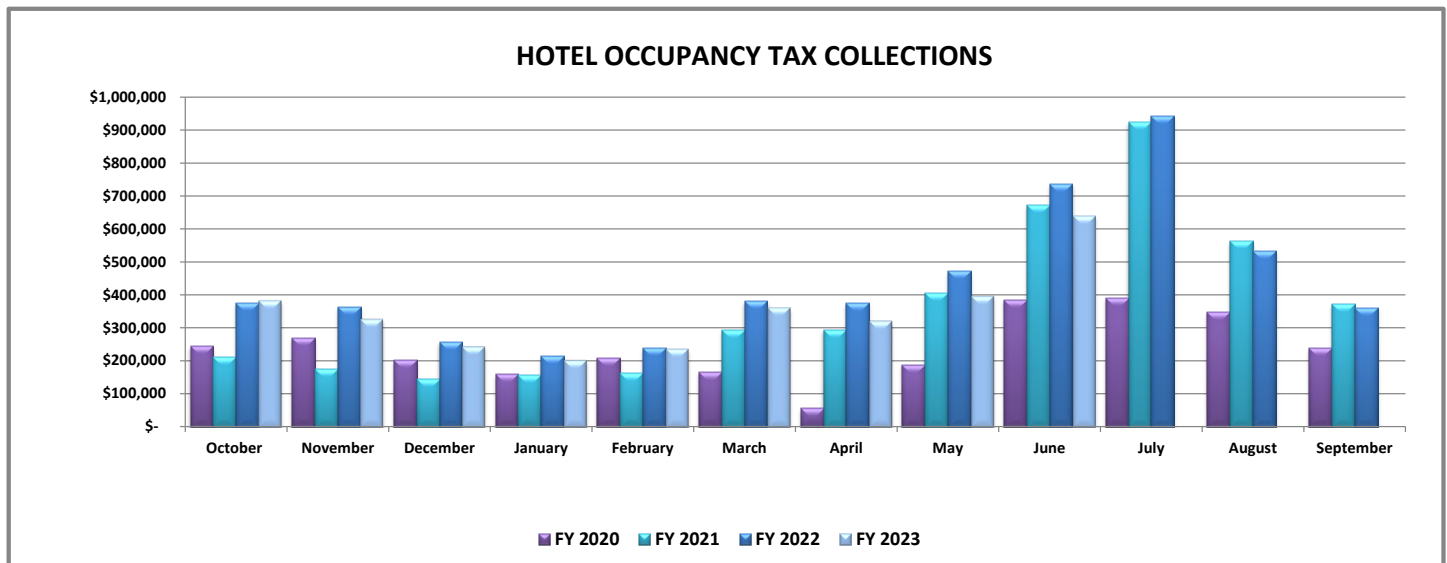


- June 2023 gross sales tax revenue was 5.2% higher than June 2022. Gross sales tax revenue fiscal year to date through June was down 3.3% compared to FY 2022. Gross sales tax revenue includes audit adjustments made at the State Comptroller's Office.
- June 2023 current period collections, which do not include audit adjustments, were up 2.8% compared to June 2022 and up 1.8% YTD compared to FY 2022.

## Total Sales Tax Collections – General Fund and NBEDC



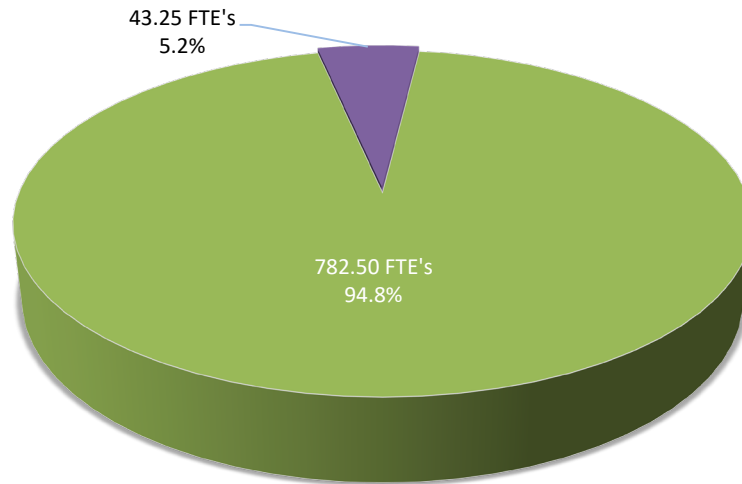
# Hotel Occupancy Tax Collection FY 2023 - June



- June collections trended down this month compared to June 2022, decreasing 13.1%.
- Collections through June fiscal year to date were down 8.4% compared to FY 2022.
- While all sectors experienced a decrease compared to the same month last year, the short-term rental sector experienced the largest percentage decrease.

# Employee Vacancies

Filled Positions and Vacancies as of July 31, 2023



■ Total Vacancies ■ Total Positions Filled

Department/Division	Vacancy
Finance	1.00
Fire	1.00
Information Technology	2.00
Library	2.50
Municipal Court	0.75
<b>Parks</b>	
Administration	1.00
Recreation	1.00
Operations	1.00
Das Rec	13.00
<b>Police</b>	
Administration	5.00
Patrol	5.00
Airport	1.00
Civic Center	1.00
Golf	3.00
Solid Waste	3.00
Development Services	2.00
<b>Total City Vacancies (FTEs)</b>	<b>43.25</b>



## Fiscal Year 2023 Funded Resource Requests Status Update - Q3

Description	Total FY 2023 Budget	Actual Cost YTD	Funding Source	Status	Notes
<b>Communications &amp; Community Engagement</b>					
Bond Advertising	\$ 35,000	\$ 47,370	General Fund	Complete	
<b>Fire</b>					
EMS Unit Remount	\$ 205,000	\$ 206,072	Capital Funds	In Progress	Should be completed by October 1st.
Three Hybrid/Squad Vehicles	\$ 675,000	\$ 626,862	Capital Funds	In Progress	In process of being built, requested an updated delivery date from vendor
DME Replacement IV Pumps	\$ 26,200	\$ 42,759	General Fund	Complete	Received January 2023
AED Replacement	\$ 32,400	\$ 34,164	General Fund	Complete	Received
Rope Rescue Equipment	\$ 67,800	\$ 30,436	General Fund	Complete	Received April 2023
Dive Equipment	\$ 11,600	\$ 4,770	General Fund	Complete	Received March 2023
Ventilator and Lucas Device	\$ 43,000	\$ 18,479	General Fund	Complete	Received February 2023
Subslave Vehicle Rescue	\$ 6,000		General Fund	Complete	
ISO Evaluation	\$ 34,000		General Fund	Complete	Completed February 2023
<b>Human Resources</b>					
Learning and Development Program Additional Funding	\$ 30,000	\$ 19,079	General Fund	Complete	Program began April 12th and ended June 21st
<b>Information Technology</b>					
Multi-Factor Authentication	\$ 22,600	\$ 22,528	General Fund	In Progress	70% complete
Datacenter Refresh	\$ 1,800,000		General Fund	Postponed	
Rubrik Backup Solution	\$ 183,000	\$ 152,065	General Fund	Complete	
Wireless Replacement	\$ 58,000	\$ 52,521	General Fund	In Progress	One item pending: Das Rec access points scheduled for September.
<b>Library</b>					
Main Library - Air Conditioning Controller	\$ 37,000	\$ 40,749	General Fund	Complete	
Westside Community Center - Classroom Computers (15)	\$ 32,000	\$ 19,592	General Fund	Complete	
Main Library - Study and Conference Rooms	\$ 65,000	\$ 65,290	General Fund	Complete	
<b>Municipal Court</b>					
Task Chair (10) and Executive Chair (3)	\$ 5,200		General Fund	Complete	Received late July
<b>Parks</b>					
Year 2 Equipment Replacement Plan (Operations)	\$ 150,000		General Fund	In Progress	
F150 Vehicle - Operations	\$ 50,500	\$ 33,682	General Fund	Complete	
Eikel Park Fence Replacement	\$ 30,650		General Fund	Postponed	
Table Replacement (Landa Park)	\$ 100,000		General Fund	Delayed	Will not arrive until FY2024-added to Budget FY2024
Reprogram Cypress Bend Funds to Playground Enhancements	\$ 350,000		Capital Funds	Not Started	
<b>Das Rec</b>					
Fitness Equipment Replacement	\$ 100,000	\$ 99,288	General Fund	Completed	
Turf Shade	\$ 85,850	\$ 51,316	General Fund	Not Started	Funds used to pay for pool heater/lighting replacements
<b>Planning &amp; Development Services</b>					
Document Scanning	\$ 60,000	\$ 54,701	General Fund	Complete	
Comprehensive Plan Update Initiation	\$ 75,000		General Fund	In Progress	Working with Finance to secure contract with vendor
<b>Police</b>					
Body Worn Cameras (Upgrade)	\$ 711,800		General Fund	In Progress	Equipment needs being evaluated at this time
Nighthawk Tire Deflation Systems (12)	\$ 42,000	\$ 51,311	General Fund	Complete	Pending delivery to Southwest Public Safety
Officer First Aid/Trauma Kits (185)	\$ 22,000		General Fund	Complete	
SWAT Gas Masks Replacement (20)	\$ 25,000		General Fund	Complete	
Aimpoint Magnifiers (20)	\$ 14,000		General Fund	Complete	
Pistol Optics with Holsters (185)	\$ 129,000	\$ 129,817	General Fund	In Progress	Received some; waiting for receipt of the remaining items
SWAT Entry Shield Replacement (2)	\$ 11,700		General Fund	Complete	
TREK Police Bicycle Replacements (8)	\$ 17,500		General Fund	Complete	
Truck Mounted Attenuator	\$ 131,000	\$ 141,804	Capital Funds	Complete	

## Fiscal Year 2023 Funded Resource Requests Status Update - Q3 (continued)

Description	Total FY 2023 Budget	Actual Cost YTD	Funding Source	Status	Notes
<b>Public Works</b>					
City Hall Office Renovations	\$ 75,000	\$ 75,000	General Fund	Complete	
424 S. Castell Ave Improvements	\$ 100,000		General Fund	In Progress	
Emulsion Storage Tank 10,000 gallons	\$ 99,000	\$ 98,999	General Fund	Complete	
Motor Grader	\$ 325,000	\$ 315,043	General Fund	Complete	
Landa Park Aquatics Center Parking	\$ 115,000	\$ 135,541	General Fund	Complete	
Tractor & Shredder Replacement (3)	\$ 280,000	\$ 280,301	General Fund	Completed	
Dump Truck Super	\$ 315,000		General Fund	Delayed	Will not arrive until FY2024-added to Budget FY2024
CB7 Smooth Drum Roller	\$ 135,000	\$ 133,237	General Fund	Complete	
Striping Contract - Additional Funding	\$ 100,000	\$ 151,717	General Fund	In Progress	Work is in progress
Non-Compliant Traffic Signage Contract	\$ 100,000	\$ 100,000	General Fund	Complete	
Battery Back-Up Units for Traffic Signal Cabinets (4)	\$ 25,000	\$ 23,008	General Fund	In Progress	Vendor ensures units will arrive in September
<b>Transportation &amp; Capital Improvements</b>					
New Braunfels Drainage Area Master Plan	\$ 60,000	\$ 59,724	General Fund	In Progress	
Trucks - Capital Programs (2)	\$ 76,000	\$ 67,363	General Fund	In Progress	
Multimodal Transportation Plan	\$ 250,000		General Fund	In Progress	Project has just been kicked off with vendor
<b>Non-Departmental</b>					
Finance/HR ERP System Transfer	\$ 2,000,000		General Fund	Complete	
Das Rec - Repayment of Transfers to DR Maintenance Fund	\$ 125,000		General Fund	Complete	
Sports Complex Contribution	\$ 2,000,000		General Fund	Complete	
NBISD Land Acquisition	\$ 600,000		General Fund	Not Started	
<b>Airport</b>					
Security Gates	\$ 100,000	\$ 95,332	Airport Fund	In Progress	Completion anticipated early September
Airport Vehicle	\$ 40,000	\$ 47,337	Airport Fund	Complete	
Towbar Heads	\$ 35,000	\$ 21,033	Airport Fund	Complete	
Ground Power Unit	\$ 35,000	\$ 61,750	Airport Fund	In Progress	Expected delivery September 7th
Dumpster Pads	\$ 32,000		Airport Fund	Cancelled	Determined not needed; relocated funds to Ground Power Unit
<b>Golf Course</b>					
Aerification	\$ 18,461	\$ 16,818	Golf Fund	Complete	
Replacement Course Amenities	\$ 70,500	\$ 65,820	Golf Fund	Complete	
Cart Barn Renovation	\$ 40,300	\$ 35,944	Golf Fund	Complete	
Storage Building	\$ 36,160	\$ 31,115	Golf Fund	Complete	
Hitting Cages	\$ 17,000	\$ 15,859	Golf Fund	Complete	
Sound System	\$ 14,000	\$ 13,930	Golf Fund	Complete	
<b>Fleet Services</b>					
Telematics	\$ 71,579	\$ 65,353	Fleet Services Fund	Complete	Changing providers to improve mileage tracking
<b>Civic/Convention Center</b>					
Lobby Furniture and Holiday Décor	\$ 27,000	\$ 13,601	From HOT Taxes	Complete	
Security Cameras	\$ 59,000	\$ 58,587	From HOT Taxes	Complete	